

## A Level Photography Year 12- 13 Summer Independent Learning



Photos (L-R): Marjolaine Ryley, Henk Van Rensburgen, Arnulf Rainer

Over the summer we are asking you to do **three** things:

### 1. Complete Checklist:

Spend the time completing all your tasks we have started for you Y13 Final Major Project: Identity. **Checklist** below.

### 2. Conduct a Photoshoot:

**30 images minimum.**

These photographs need to link directly to your idea for the project. Summer is a fantastic opportunity to get lots of photographs for your Year 13 work, the days are long and the light is good. We would like you to conduct at least 1 photoshoot for your project, this shoot should be a minimum of 30 photographs of the highest quality you can.

Don't hold back, if you can do more shoots, then do, it will help you in Year 13.

### 3. Research Task:

**Notes and screenshots from at least 2 different photography documentaries/films/videos.**





In Y13 you will have to write an essay related to your theme for Identity. In preparation for this we would like you watch some documentaries or films related to your theme and keep a record of these. Watch as many as you like they will all help with your understanding of photography and your project. We have compiled a list to choose from, however you may also find others that are relevant to your theme. [Photo Documentaries: What to watch](#)

Try and make sure these are related to your theme/idea/artists if you can.

Checklist:

Task	Details	Done
Title Page	Your name, 'Identity'	
Moodboard	images from books, the internet or Pinterest, make sure this is expansive and shows a range of ideas	
Mindmap	this should be as expansive as possible – include subheadings that include different sub-themes. This will include concepts and actual subject matter that you can point a camera at. Remember this project is BIG so the more ideas you have the better.	
Artist Research 1	In as much depth as you can, in your own words, with images. (If you have any emails or messages with the photographer include screenshots of these as well.)	
Image Analysis 1	In as much detail as you can, remember this should consider technical elements and the meaning to. It should be a detailed as possible.	
Test Shoot	Shoot idea sketches  Take a minimum of 20 photographs to test out your theme/idea  Edit and experiment with these photographs if you can/think it is suitable  Reflection: evaluate the success of these photographs: how has this experience shaped your ideas for the Identity project?	
Artist Research 2	In as much depth as you can, in your own words, with images. (If you have any emails or messages with the photographer include screenshots of these as well.)	
Image Analysis 2	In as much detail as you can, remember this should consider technical elements and the meaning to. It should be a detailed as possible.	
Research Task: 2 x Documentaries minimum (SIL)	Notes and screenshots from at least 2 different photography documentaries you have watched. Watch as many more as you like they will all help with your understanding of photography and your projects. <a href="#">Photo Documentaries: What to watch</a>	
Photoshoot 1 (SIL)	30 images minimum. These photographs need to link directly to your idea for the project. Highest quality	

	<p>you can. Don't hold back, if you can do more shoots, then do, it will help you in Year 13.</p>	
--	---	--

Photography Documentaries:	<h1>what to watch</h1>	
<p><b>YouTube</b></p>	<p><a href="#">BBC Documentary: Britain in Focus: A Photographic History Episode 1</a> Sees how science allowed art to develop. Explores the science behind early photography.</p> <p><a href="#">BBC Documentary: Britain in Focus: A Photographic History Episode 2</a> Traces the emergence of a new genre of photography - photojournalism.</p> <p><a href="#">BBC Documentary: Britain in Focus: A Photographic History Episode 3</a> (Skip to 25secs in) Traces the story of British photography from the explosion of colour images in the late 1950s to the ongoing impact of the digital revolution.</p>	
<p><b>Amazon Prime</b></p>	<p><a href="#">The Art of Photography : Artist Series</a> (2 Series) Short films that celebrate photography and the great living photographers of our time.</p>	
<p><b>Masters of Photography</b></p>	<p><a href="#">Masters of Photography - Free Films</a> A collection of free films on photography. Each one is different and on different photographers and genres.</p>	
<p><b>Netflix</b></p>	<p><a href="#">Abstract: Series 1 Episode 7 Platon - Photography</a> Platon's fearless portraits capture the souls of the world.</p>	

**Genius of Photography**

[Genius of Photography](#)

6 Episodes

Essential viewing for any photography student.

Episode 3 - 'Right time Right Place' - is great for Street Photography and Documentary Photography projects

Episode 4 - 'We are Family' - great for identity type projects.

Can also be watched via One Drive here: [G.O.P](#)



Other films to watch: [Finding Vivian Maier](#) : [McCullin](#) : [The Bang Bang Club](#) : [War Photographer](#) : [Manufactured Landscapes](#)