






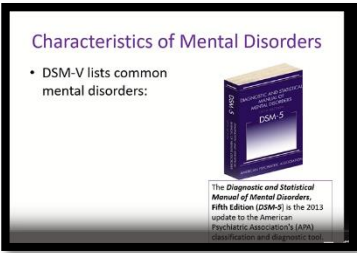
# Introduction to Y13 Psychology – Summer Independent Learning 2026

Your SIL includes completing the first section on a Paper 1 topic on Psychopathology:

## 1. Characteristics and Definitions of Abnormality.

Please complete the listed tasks in the order they are presented. The tasks include completing the work booklet and additional exam questions as directed in the videos:

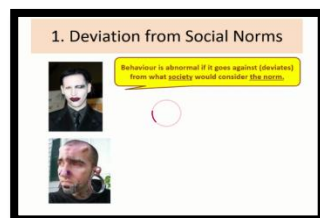
If you are able to print this document, then please do so and **tick the checklist off** as you complete each task. If you are unable to print the document, then just read the checklist and use it as a guide.

Task Number & Title	Description of Task	(✓/✗) Task Complete
<p><b><u>CHARACTERISTICS of OCD, Depression &amp; Phobias</u></b></p>	<p>Watch the three introductory videos to OCD, depression and Phobias as these disorders are referred to throughout the topic by clicking on the images for the links:</p> <div style="text-align: center;">   </div> <div style="display: flex; justify-content: space-around; margin-top: 20px;">   </div>	
	<p><b>Lesson 1 – Characteristics of Disorders</b></p> <p>Access the video lesson by clicking on the image for the link. Complete all activities referred to in the videos in your psychopathology booklet, and complete the exam Q's referred to in the video in the separate handout:</p> <div style="text-align: center; margin-top: 20px;">   </div>	

## **DEFINITIONS OF ABNORMALITY**

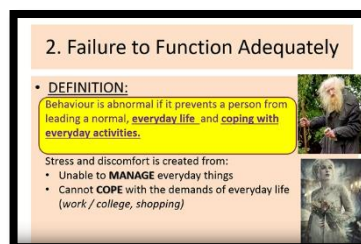
### **Lesson 2- Deviation from Social Norms**

Watch the video clip on Adult babies first and then access the video lesson by clicking on the images. Complete all activities referred to in the videos in your psychopathology booklet, and complete the exam Q's referred to in the video in the separate handout:



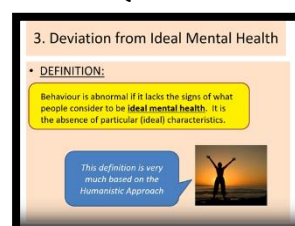
### **Lesson 3 – Failure to Function Adequately**

Watch the video clip on Cat Man first and then access the video lesson by clicking on the images. Complete all activities referred to in the videos in your psychopathology booklet, and complete the exam Q's referred to in the video in the separate handout:



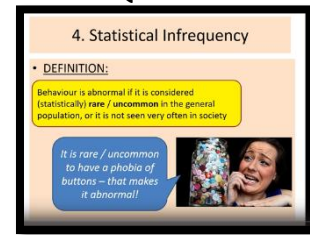
### **Lesson 4 – Deviation from Ideal Mental Health**

Access the video lesson by clicking on the image link and complete all activities referred to in the videos in your psychopathology booklet, and complete the exam Q's referred to in the video in the separate handout



### **Lesson 5 – Statistical Infrequency**

Access the video lesson by clicking on the image link and complete all activities referred to in the videos in your psychopathology booklet, and complete the exam Q's referred to in the video in the separate handout



Please be aware that the content referred to in the psychopathology topic is SOCIALLY SENSITIVE. This means that it includes material which some students may find distressing or disagree with. Please be mindful of this throughout your lessons and classroom discussions.

If you would like support with any mental health issues please contact any of the following services:

<https://www.mind.org.uk/information-support/guides-to-support-and-services/seeking-help-for-a->



<https://www.mentalhealth.org.uk/explore-mental-health/get-help>



**You will be expected to produce all of this work in your first lesson to your teacher upon your return to college in September as evidence of completion. Your first cedar assessment will test this content.**

## LINKS USED IN THE VIDEOS

If for whatever reason you have an issue accessing any of the lesson video content, please refer to the powerpoint presentations which have been uploaded onto the teams assignment by your teacher

<https://www.youtube.com/watch?app=desktop&v=PCOG2G797ek> (Phobias)

<https://www.youtube.com/watch?v=DhIRgwdDc-E> (OCD)

<https://www.youtube.com/watch?v=z-IR48Mb3W0> (depression)

<https://www.youtube.com/watch?v=iA5OzZ4sSMQ> (Adult babies)

<https://www.youtube.com/watch?v=AKRr94ssnQo> (Cat man)

